	Revision:	1.0		
	Effective Date:	09/03/2020	Revision Date:	09/03/2020
	Last Revised by:	Help Desk	Document Owner:	Help Desk
<b>FAQ – How do I connect to Wilkes.edu using Android?</b>				

## Purpose

This guide details the steps to connect to the Wilkes.edu wireless network using an Android device.

## Requirements

- An active Wilkes account.
- An Android device.

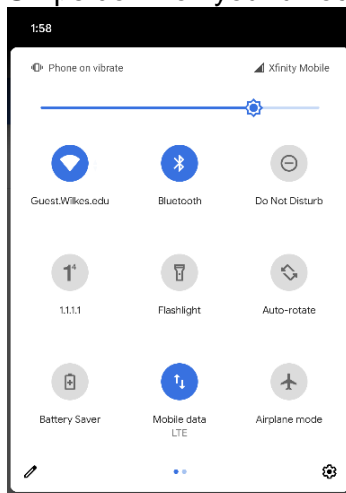
## Notes


If your device is currently connected to a different Wilkes wireless network, you may first need to forget the connection. To forget a connection, keep your finger pressed on the connection you would like to forget, and when prompted, choose **Forget Network**.

When you change your Wilkes account password, you will need to update your device with your new password to avoid locking out your account.

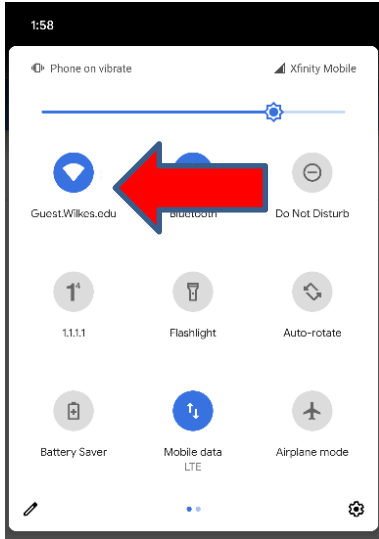
## Process

1. Swipe down on your unlocked phone to open the below menu.

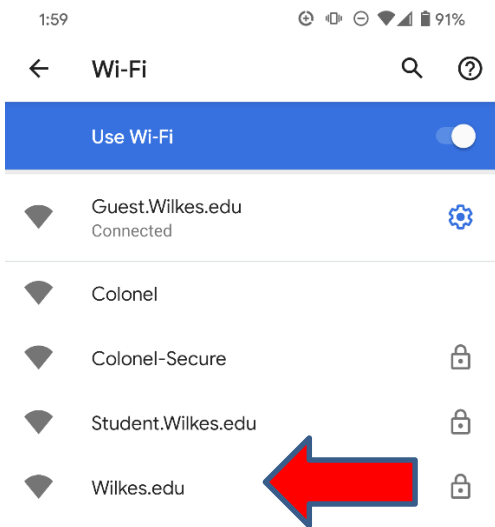


	Revision:	1.0		
	Effective Date:	09/03/2020	Revision Date:	09/03/2020
	Last Revised by:	Help Desk	Document Owner:	Help Desk
<b>FAQ – How do I connect to Wilkes.edu using Android?</b>				


2. Press and hold the **Wi-Fi** icon.

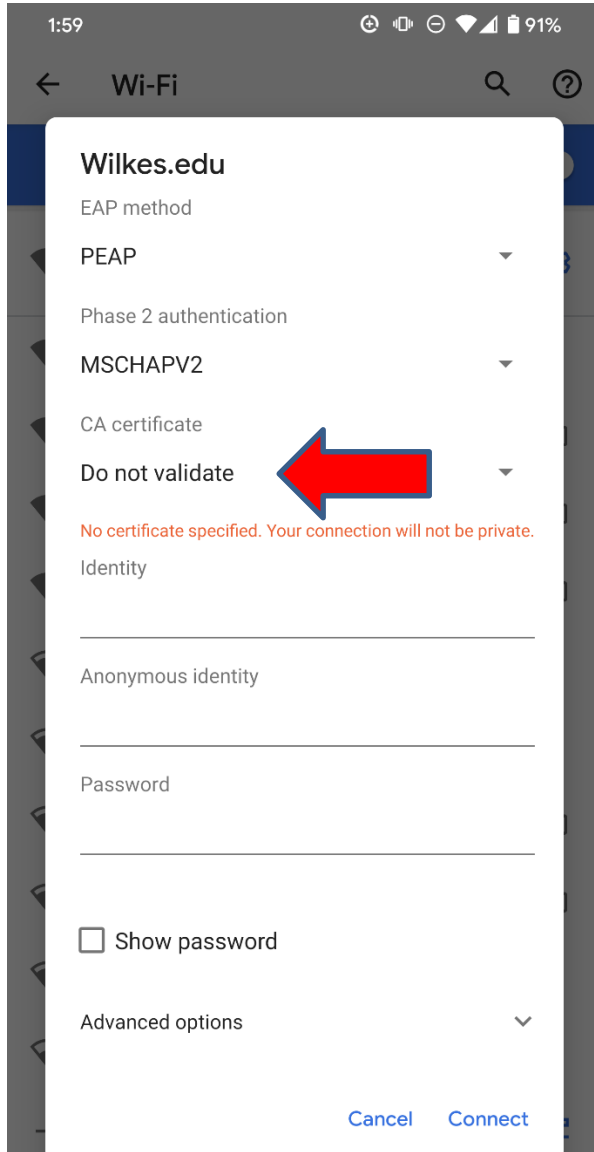


3. Find and select **Wilkes.edu**.




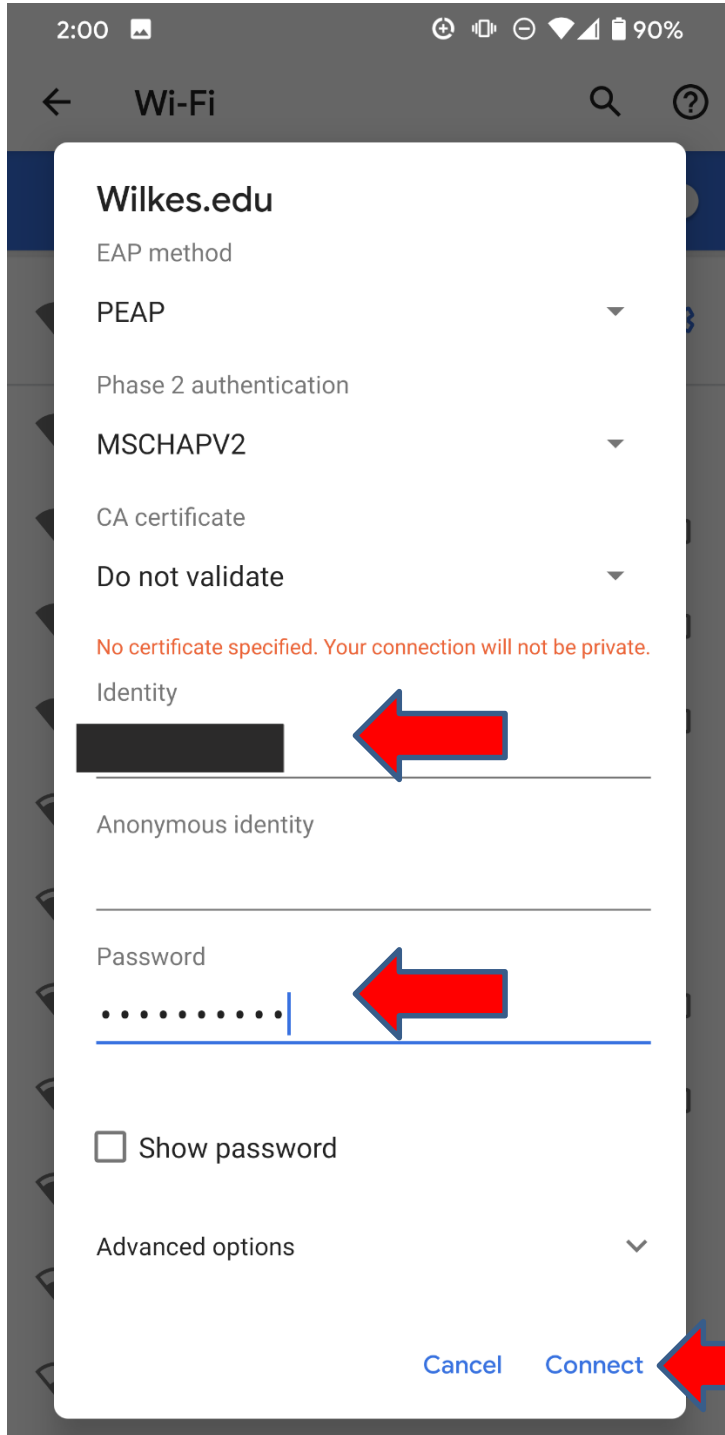
4. Select the **CA Certificate** drop down and choose **Do not validate**.


	Revision:	1.0		
	Effective Date:	09/03/2020	Revision Date:	09/03/2020
	Last Revised by:	Help Desk	Document Owner:	Help Desk
<b>FAQ – How do I connect to Wilkes.edu using Android?</b>				



5. In the **Identity** field, enter your Wilkes Username. In the **Password** field, enter your Wilkes password. Choose **Connect**.

	Revision:	1.0		
	Effective Date:	09/03/2020	Revision Date:	09/03/2020
	Last Revised by:	Help Desk	Document Owner:	Help Desk
<b>FAQ – How do I connect to Wilkes.edu using Android?</b>				



	Revision:	1.0		
	Effective Date:	09/03/2020	Revision Date:	09/03/2020
	Last Revised by:	Help Desk	Document Owner:	Help Desk
<b>FAQ – How do I connect to Wilkes.edu using Android?</b>				

6. Your device will now be connected to the Wilkes.edu wireless network.

